



TECHNISCHE
UNIVERSITÄT
DRESDEN


Fakultät Informatik Institut für Software- und Multimediatechnik, Lehrstuhl für Softwaretechnologie

Efficient Scientific Research with (Multi)Markdown

Output 2014
Dipl.-Inf. Thomas Kühn



DRESDEN
concept
Exzellenz aus
Wissenschaft
und Kultur



Cartoon by Nick D Kim strange-matter.net. Used by permission.

Reading



Writing




Organizing



Images from OpenClipart.org (Creative Commons by Steve Lambert)

Reading



Writing



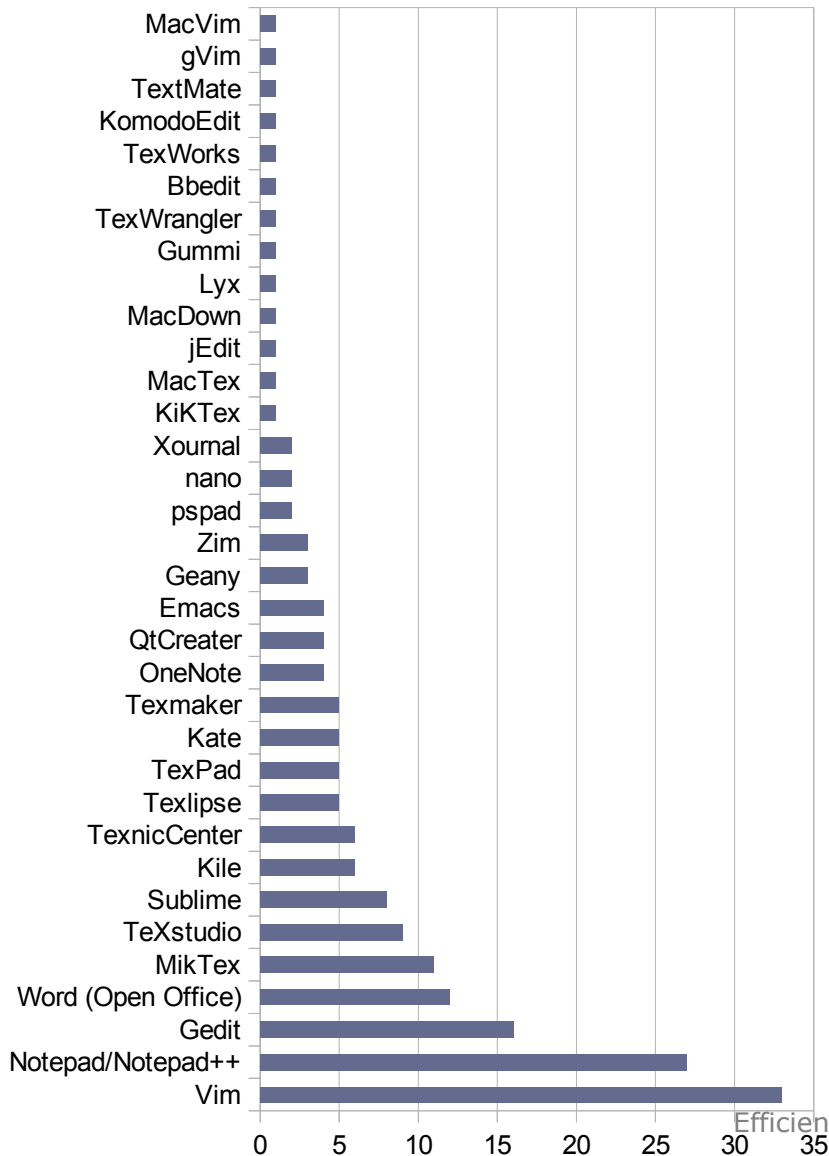
Organizing



Images from OpenClipart.org (Creative Commons by Steve Lambert)

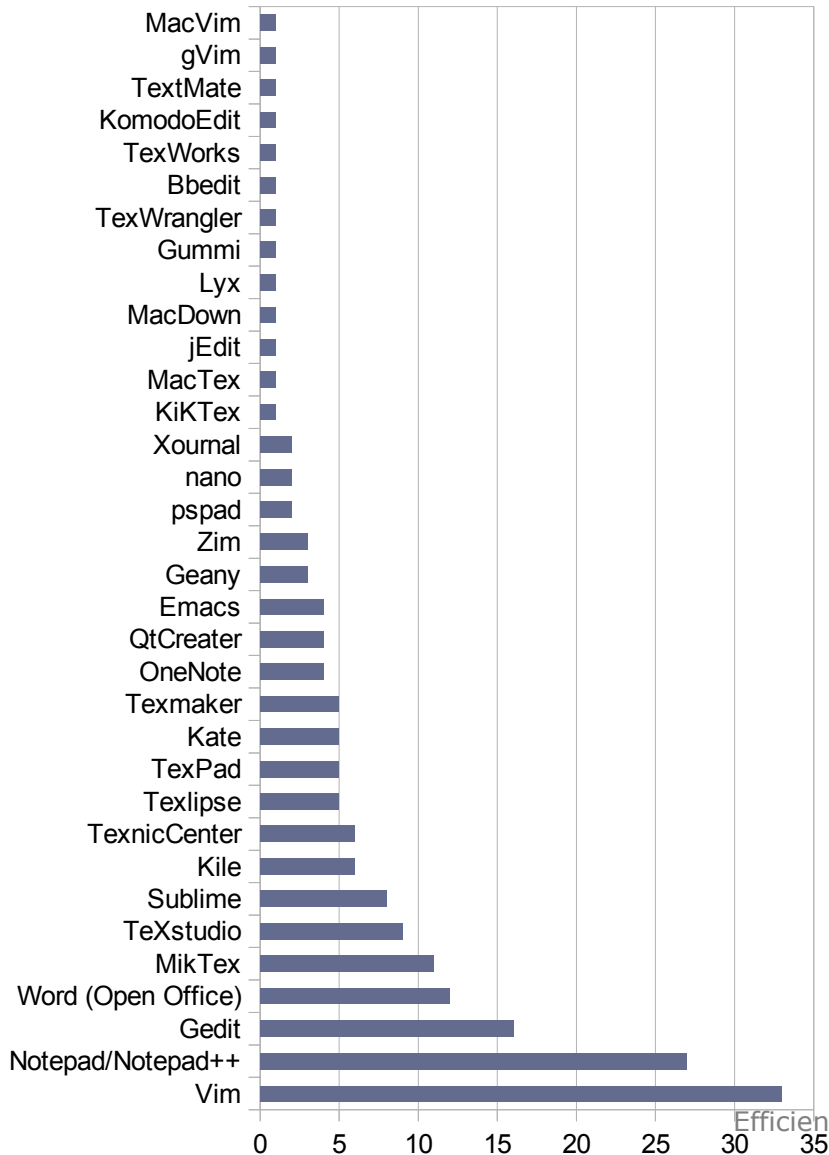
A Small Survey

- Q: *What tools do you all use for your daily writing?*
- 65 Answers named 34 different Tools



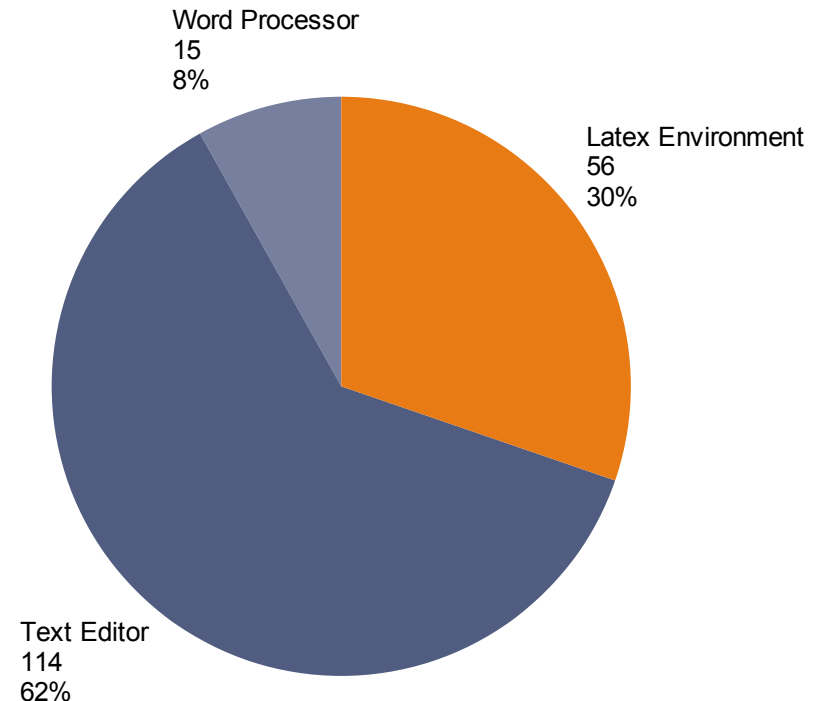
A Small Survey

- Q: *What tools do you all use for your daily writing?*
- 65 Answers named 34 different Tools



A Small Survey

- Q: *What tools do you all use for your daily writing?*
- 65 Answers named 34 different Tools



Survey Results

- Huge amount of tools in use
- Each participant used $\sim 2,6$ tools on average
- At least one text editor or a LaTeX environment

Consequences

- Unmanaged redundancy of knowledge between different document formats
- Leads to *Copy-And-Paste* behavior
- Writing performance is different among different tools
- LaTeX environments require the use of latex ideoms

What is a better strategie for efficient writing?



Requirements

- Focus on content rather than ideoms
- Concise ways to structure text
- Direct support for citations, figures, tables
- Transformation to arbitrary formats
- **One content source
many output formats**

Markdown¹

- Focus a simple syntax to both *read* and *write*
- Developed by *John Gruber* to write for the web (HTML)

This is another H1

This is another H2

This is an italic text

This is a text with an underscore

****This is a bold text****

The following is a Quotation:

> *Lorem ipsum dolor sit amet,*

![**This is an Image**](rosi.png "This is the alt text")

Lists

- * Item of a bullet list
- * Another Item

1. An Item of an ordered list
2. Yet another Item

Highlights

This is a code block:

```
$ pandoc --help
```

And this a link to [**Pandoc**]
(<http://johnmacfarlane.net/pandoc/>).

1) <http://daringfireball.net/projects/markdown/syntax>

(Multi)Markdown²

- Markdown extension developed by *Fletcher T. Penney* to support research activities
- Important features are: *Footnotes, Tables, Citations, ...*

```
% title
% author(s) (separated by semicolons)
% date

# Citations and Footnotes

This is a text to cite [@author], whereas
the following Noun[^I am a footnote]
carries a footnote.

# Special Features

This is striked out text.
H~2~0 is a liquid. 2^10^ is 1024.
 $\forall x \in X, \exists y \leq \epsilon$ 
```

Tables

Right	Left	Center	Default
12	12	12	12
123	123	123	123

Fruit	Price
Bananas	\$1.34
Oranges	\$2.10

2) <http://fletcherpenney.net/multimarkdown/>

(Multi)Markdown²

- Markdown extension developed by *Fletcher T. Penney* to support research activities
- Important features are: *Footnotes, Tables, Citations, ...*

```
[...]

\title{title}
\author{author(s) (separated by
semicolons)}
\date{date}

\begin{document}
\maketitle

\section{Citations and Footnotes}
This is a text to cite {[}@author{]},
whereas the following Noun{[}\^{}I
am a footnote{]} carries a footnote.

\section{Special Features}
This \sout{is striked out text.}
H\textsubscript{2}O is a liquid.
2\textsuperscript{10} is 1024.
 $\forall x \in X, \exists y \leq \epsilon$ 
```

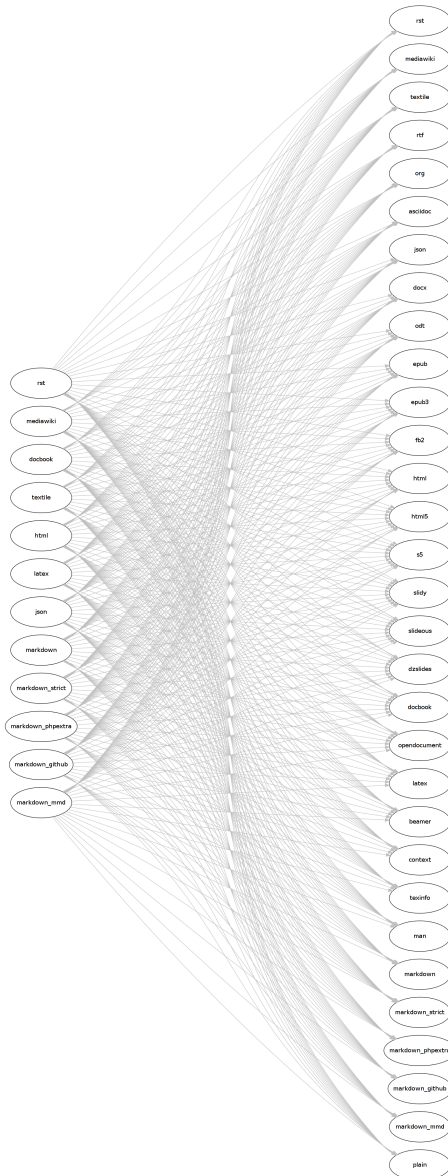
2) H

Scientific R

```
\section{Tables}

\begin{longtable}[c]{@{}rlcl@{}}
\toprule\addlinespace
Right & Left & Center & Default
\\ \addlinespace
\midrule\endhead
12 & 12 & 12 & 12
\\ \addlinespace
123 & 123 & 123 & 123
\\ \addlinespace
\bottomrule
\end{longtable}

\begin{longtable}[c]{@{}ll@{}}
\toprule\addlinespace
\begin{minipage}[b]
{0.21\columnwidth}\raggedright
Fruit
\end{minipage} & [...]
\end{minipage}
```



Pandoc³

- Command line tool written in Haskell
- Available for **all** platforms
- Many extensions already included
- Direct transformation from
 - (multi)markdown, reStructuredText,
 - HTML, LaTeX, ...
- To
 - XHTML, HTML 5,
 - LaTeX (including beamer slide shows),
 - ConTeXt, ODT, Word docx,
 - EPUB (v2 or v3), ...
- Supports use of customized templates

\$ pandoc -S test.md -o test.tex

3) <http://johnmacfarlane.net/pandoc/>
Efficient Scientific Research

ttask.tex

```
[...]  
\task{$tasktitle$}  
\title{$title$}  
$if(subtitle)$  
\subtitle{$subtitle$}  
$endif$  
\author{$author$}  
[...]  
\begin{document}  
[...]  
$body$  
[...]
```

task.md

```
% Collaboration-Based Service-Oriented Architecture  
% Dipl.-Inf. Thomas Kühn  
% 30.01.2014  
---  
student: 'Max Mustermann'  
startdate: 01.06.2014  
enddate: 30.11.2014  
[...]  
...  
# Motivation  
[...]
```

Templates

- Pandoc's templates contain `$variables$`, conditionals, and for-loops
- `$body$` is a special variable for the actual markdown content
- Large number of predefined templates

Using Templates

- Add `yaml_metadata_block` extension
- Variable definition at the beginning of the document

```
$ pandoc -s -S "task.md"  
-f markdown+yaml_metadata_block  
-t latex --template="ttask.tex"
```

paper.md.rb

```
[...]  
% Metamodel for Role-based Software Infrastructures  
% Thomas Kühn (thomas.kuehn3@tu-dresden.de)  
% 09.07.2013  
[...]  
<%= load("sections/sec2.md") %>  
<%= load("sections/sec3.md") %>  
<%= load("sections/sec4.md") %>  
<%= load("sections/sec5.md") %>  
<%= load("sections/sec6.md") %>  
<%= load("sections/sec7.md") %>  
<%= load("sections/ack.md") %>
```

section/sec5.md.rb

```
[...]  
<% unless variant? == :beamer %>  
[...]  
<% else %>  
## Overview  
<% end %>  
  
![Aspects of the RoSI metamodel]  
(images/Merging.png)  
[...]
```

Missing Features

- Include files into documents
- Conditional creation of content
- Embed source code in documents

PanRuby

- Ruby-based command line tool
- Employing ERB as template engine
- `<% ... %>`
Execute without return value
- `<%= ... %>`
Execute and return value
- github.com/Eden-06/panruby

```
$ ruby build.rb latex paper  
template.tex
```

Use Case 1 - Presentations

- Make your notes in (Multi)Markdown and convert them directly to slides

```
$ ruby build.rb beamer presentation  
  ../trosi_presentation.tex  
$ mlatex presentation
```

*Please note, that **mlatex** is an alias for **pdflatex** and **bibtex**, whereas the former is called multiple times.*

Conclusion

- Expressibility of (Multi)Markdown sufficient for scientific writing
- Files written in Markdown are easy to read and write
- Tool chain is platform independent
- Everyone can use their favorite Text Editor
 - Get fast with it
 - Write macros and helper functions
- Export your documentation to arbitrary formats
- Design your layouts and templates once


Focus on content rather than LaTeX ideoms

Organizing



Automated Organization

- Automated BibTex lookup for stored papers
- Automated BibTex lookup for specific publications from the web
- Automated filtering of large BibTex files
- Automated download of papers referenced by a BibTex file



Automation (By Randell Munroe from xkcd.com)

